

# Student Satisfaction Survey - IQAC

1268 Responses    06:31 Average time to complete    **Active** Status

## 1. Name of the Student? (Optional)

1126  
Responses

Latest Responses

"R yugesh kumar "

"Hari Krishnan KB"

"dharanihariharan"

## 2. Class (II BCA / II BA English ....)

1266  
Responses

Latest Responses

"MJC"

"I MJMC"

"mjc"

## 3. Name of the Subject? (if possible with Subject Code)

1267  
Responses

Latest Responses

"Public relation "

"Media Management"

"master of journalism and communication"

## 4. Name of the Subject Handling faculty?

1266  
Responses

Latest Responses

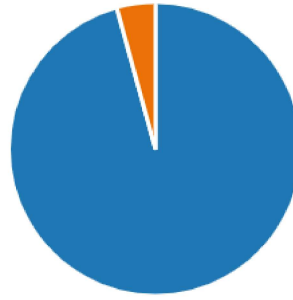
"T J Joseph "

"Malavika"

"environmental journalism"

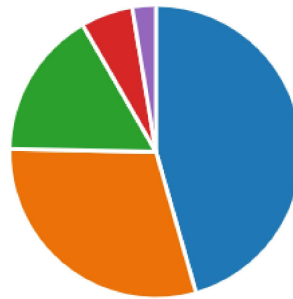
### 5. Handling Classes in English?

<span style="color: blue;">●</span> Yes	1214
<span style="color: orange;">●</span> No	54



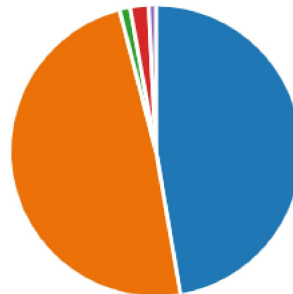
### 6. How much of the syllabus was covered in the class?

<span style="color: blue;">●</span> 85 to 100%	578
<span style="color: orange;">●</span> 70 to 84%	377
<span style="color: green;">●</span> 55 to 69%	207
<span style="color: red;">●</span> 30 to 54%	73
<span style="color: purple;">●</span> Below 30%	33



### 7. How well did the teachers prepare for the classes?

<span style="color: blue;">●</span> Thoroughly	600
<span style="color: orange;">●</span> Satisfactorily	617
<span style="color: green;">●</span> Poorly	15
<span style="color: red;">●</span> Indifferently	26
<span style="color: purple;">●</span> Won't teach at all	10



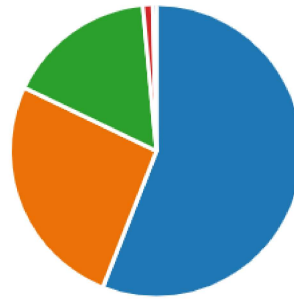
### 8. How well were the teachers able to communicate?

<span style="color: blue;">●</span> Always effective	911
<span style="color: orange;">●</span> Sometimes effective	218
<span style="color: green;">●</span> Just satisfactorily	108
<span style="color: red;">●</span> Generally ineffective	27
<span style="color: purple;">●</span> Very poor communication	4



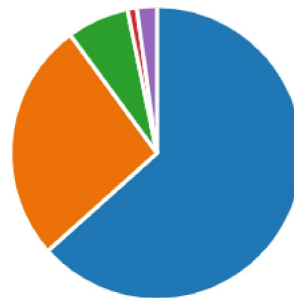
9. The teacher’s approach to teaching can best be described as

● Excellent	710
● Very good	331
● Good	208
● Fair	14
● Poor	5



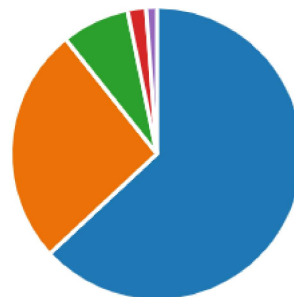
10. Fairness of the internal evaluation process by the teachers.

● Always fair	804
● Usually fair	336
● Sometimes unfair	87
● Usually unfair	13
● Unfair	28



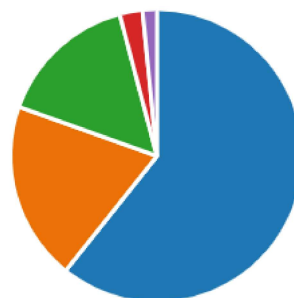
11. Was your performance in assignments discussed with you?

● Every time	800
● Usually	332
● Occasionally/Sometimes	95
● Rarely	26
● Never	15



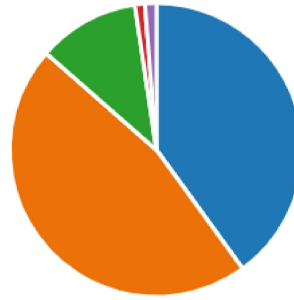
12. The department takes active interest in promoting internship, student exchange, field visit opportunities for students

● Regularly	770
● Often	250
● Sometimes	196
● Rarely	32
● Never	20



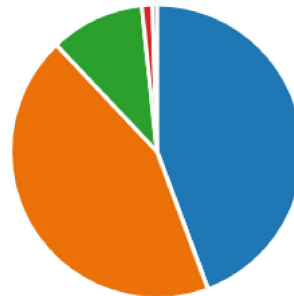
13. The teaching and mentoring process in your institution facilitates you in cognitive, social and emotional growth.

<span style="color: blue;">●</span> Significantly	507
<span style="color: orange;">●</span> Very well	589
<span style="color: green;">●</span> Moderately	142
<span style="color: red;">●</span> Marginally	14
<span style="color: purple;">●</span> Not at all	16



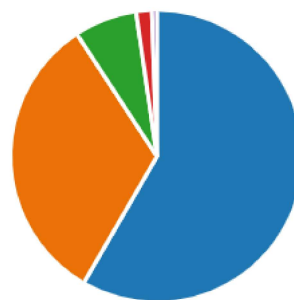
14. The institution provides multiple opportunities to learn and grow.

<span style="color: blue;">●</span> Strongly agree	562
<span style="color: orange;">●</span> Agree	553
<span style="color: green;">●</span> Neutral	132
<span style="color: red;">●</span> Disagree	15
<span style="color: purple;">●</span> Strongly disagree	6



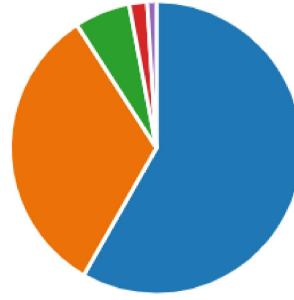
15. Teachers inform you about your expected competencies, course outcomes and programme outcomes.

<span style="color: blue;">●</span> Every time	740
<span style="color: orange;">●</span> Usually	411
<span style="color: green;">●</span> Occasionally/Sometimes	88
<span style="color: red;">●</span> Rarely	22
<span style="color: purple;">●</span> Never	7



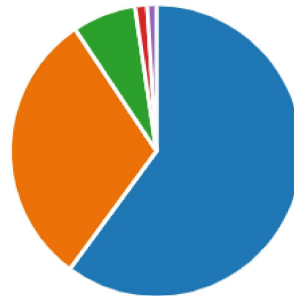
16. Your mentor does a necessary follow-up with an assigned task to you

● Every time	739
● Usually	413
● Occasionally/Sometimes	78
● Rarely	25
● I don't have a mentor	13



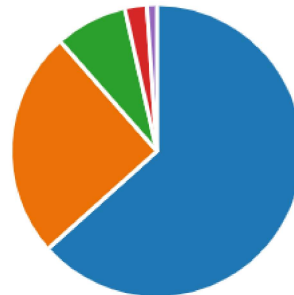
17. The teachers illustrate the concepts through examples and applications.

● Every time	762
● Usually	387
● Occasionally/Sometimes	89
● Rarely	17
● Never	13



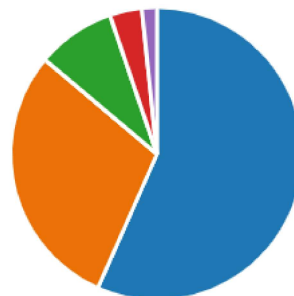
18. The teachers identify your strengths and encourage you with providing right level of challenges.

● Fully	804
● Reasonably	318
● Partially	101
● Slightly	31
● Unable to	14



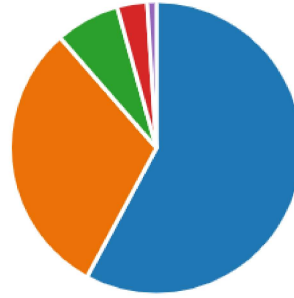
19. Teachers are able to identify your weaknesses and help you to overcome them

● Every time	718
● Usually	374
● Occasionally/Sometimes	110
● Rarely	45
● Never	21



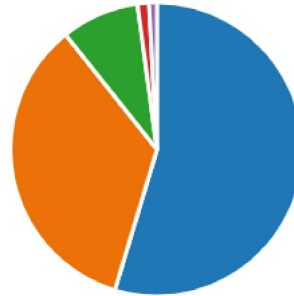
20. The teachers use student centric methods, such as experiential learning, participative learning and problem solving methodologies for enhancing learning experiences.

<span style="color: blue;">●</span> To a great extent	734
<span style="color: orange;">●</span> Moderate	389
<span style="color: green;">●</span> Some what	90
<span style="color: red;">●</span> Very little	42
<span style="color: purple;">●</span> Not at all	13



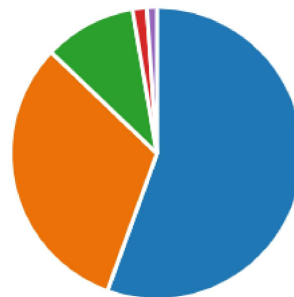
21. Teachers encourage you to participate in extracurricular activities

<span style="color: blue;">●</span> Strongly agree	693
<span style="color: orange;">●</span> Agree	439
<span style="color: green;">●</span> Neutral	109
<span style="color: red;">●</span> Disagree	16
<span style="color: purple;">●</span> Strongly disagree	11



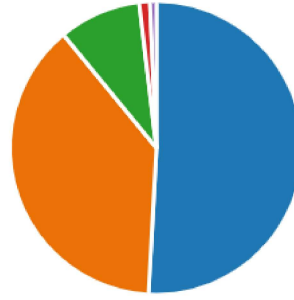
22. What percentage of teachers use ICT tools such as LCD projector, Multimedia, etc. while teaching?

<span style="color: blue;">●</span> Above 90%	704
<span style="color: orange;">●</span> 70 – 89%	401
<span style="color: green;">●</span> 50 – 69%	129
<span style="color: red;">●</span> 30 – 49%	20
<span style="color: purple;">●</span> Below 29%	14



23. The overall quality of teaching-learning process in your institute is very good

Strongly agree	645
Agree	484
Neutral	115
Disagree	15
Strongly disagree	9



24. Give the observation / suggestions to improve the overall teaching – learning experience in your institution.

1263  
Responses

Latest Responses

- "Nil"
- "NA"
- "good"